

# INTERIORS

## Lakewood 500 Station Wagon

### INTERIOR RWD

### EXTERIOR COLORS

#### SOLID

Turquoise Blue,  
Ivory White,  
Rustic Red,  
Sageford Tan/cream,  
Twilight Teardrop,  
Twilight Teardrop,  
Twilight Teardrop,  
Twilight Teardrop

#### TWO-TONE

Ivory White & Turquoise Blue,  
Ivory White & Twilight Teardrop,  
Ivory White & Twilight Teardrop,  
Ivory White & Rustic Red

#### MIXED

Ivory White,  
Sageford Tan/cream,  
Rustic Red

#### TWO-TONE

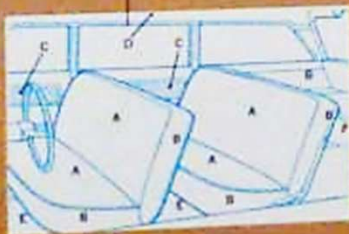
Sageford Tan/cream & Rustic Red

#### SOLID

Ivory White,  
Sageford Tan/cream,  
Rustic Red,  
Twilight Teardrop

#### TWO-TONE

Ivory White & Twilight Teardrop,  
Ivory White & Rustic Red



Ivory and Gray  
R.P.O. 100



Light and Medium Green  
R.P.O. 102



Light and Medium Blue  
R.P.O. 103

A Medium tone pattern vinyl B Light tone leather-grain vinyl  
C Two-tone (leather-grain vinyl coated) floor D Light tone  
dash headlining E Black rubber mat F Vinyl coated metal  
cargo floor

Lakewood  
Station Wagons

Greenbrier  
Sports Wagons

Power Trains

Body & Chassis

Options

Custom Features

Special Orders



LAKWOOD 500 STATION WAGON INTERIOR SHOWN IN IVORY AND GRAY (R.P.O. 100)



LAKEWOOD 500 STATION WAGON ILLUSTRATED IN SEAMIST TURQUOISE AND TWILIGHT TURQUOISE

### LAKEWOOD 500 STATION WAGON

Chevy's lowest priced '61 Station Wagon... the thrifty new Lakewood 500... Top Station Wagon utility and outstanding Corvair economy at a surprisingly low price. Features roomy comfort for six, plus exclusive locking luggage compartment up front and spacious cargo floor inside. Three color-keyed interiors in durable vinyl throughout lend new practicality to this economy choice for all-round Station Wagon versatility.



# INTERIORS

## Lakewood 700 4-Door 6-Passenger Station Wagon

### INTERIOR RPO

856

857

858

### EXTERIOR COLORS

**SOLID**  
Tornado Black, Ermine White,  
Twilight Turquoise,  
Seaspray Turquoise,  
Cerulean Green,  
Woodruff Maroon,  
Roman Red

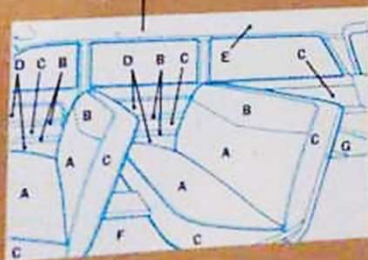
**TWO-TONE**  
Ermine White & Tornado Black  
Seaspray Turquoise &  
Twilight Turquoise  
Ermine White & Twilight Turquoise  
Ermine White & Roman Red

**SOLID**  
Seashell Green, Arbor Green,  
Ermine White

**TWO-TONE**  
Seashell Green & Arbor Green

**SOLID**  
Midnight Blue, Jewel Blue,  
Ermine White, Saturn Silver

**TWO-TONE**  
Jewel Blue & Midnight Blue  
Ermine White & Saturn Silver



Lakewood  
Station Wagons

Greenbrier  
Sports Wagons

Power Teams



Light and Medium Gray  
R.P.O. 856



Light and Medium Green  
R.P.O. 857



Light and Medium Blue  
R.P.O. 858



A Nylon-faced pattern cloth. B Light tone leather grain vinyl.  
C Medium tone leather grain vinyl. D Dark tone leather grain  
vinyl. E Light tone cloth headlining. F Colored vinyl-coated  
rubber mat. G Colored vinyl-coated metal cargo floor.

## LAKEWOOD

### 700 STATION WAGON

A new addition to the Corvair family for '61 . . . the Lakewood 4-Door Station Wagon. Luxury-styled the 700 way, this smart-looking 6-passenger model combines Corvair advanced-design features with the never-before-known versatility and convenience of loads of cargo space inside, plus a roomy up-front luggage compartment. Beautiful, durable trim in three bright new color-keyed interior color styles highlight a roomy, quality-built Body by Fisher.

90A

Lakewood  
Station Wagons

Greenbrier  
Sports Wagons

Power Trains

Body & Chassis

Options

Custom Features

Specifications



LAKEWOOD 700 STATION WAGON INTERIOR SHOWN IN LIGHT AND MEDIUM GREEN (RPD 857)





FAIRLANE 700 STATION WAGON ILLUSTRATED IN SEAFOAM GREEN



## LAKEWOOD

### Station Wagon features

**EXTERIOR—LAKEWOOD 500 Series.** Identification nameplate on front fenders forward of front doors—Dual horizontal headlights—New roof styling with ribbed rear section—Vertical air inlet louvers in sides at rear—Identifying Lakewood nameplate in bright script behind rear side louvers—Vertically louvered anodized aluminum air exhaust grille below rear bumper—Bright metal ventipane post and frame, bumpers, door handles, and wheel hub caps—Counterbalanced full-opening liftgate—Dual electric parallel-action windshield wipers—Combined stop, tail, and directional signal lights—Safety Plate Glass in all windows—Magic Mirror acrylic lacquer finish. **LAKEWOOD 700 ADDITIONAL FEATURES:** Distinctive identifying nameplate emblem on front fenders forward of front doors—Dual horns—Bright metal body side molding, drip molding, and windshield and back window reveal moldings.

**INTERIOR—LAKEWOOD 500** Three all-vinyl interiors color-keyed to exterior—Foam cushioned front seat—Vinyl-coated cargo floor—Two-spoke recessed-hub steering wheel—Central dome light with instrument panel switch—Rubber floor mats—Left-hand sun visor—Front ashtray—Friction-type ventipanes. **LAKEWOOD 700 ADDITIONAL FEATURES:** Three color-keyed interiors, combination pattern cloth and vinyl—Automatic front door dome light switches—Bright metal glove compartment door—Front luggage compartment black rubber mat.

- 1 Fully counterbalanced liftgate swings high out of the way, allowing complete access to the Lakewood's roomy cargo-carrying interior.
- 2 Exclusive locking front luggage compartment opens a spare wheel and tire and contributes an additional 20 cubic feet of convenient storage space.
- 3 Access to the engine compartment is quick and easy through a hinged cover in the cargo floor and a convenient service door above the rear bumper.
- 4 Nearly 60 feet of load length plus generous sized interior width and height add up to 54 cubic feet of convenient cargo capacity behind the front seat.





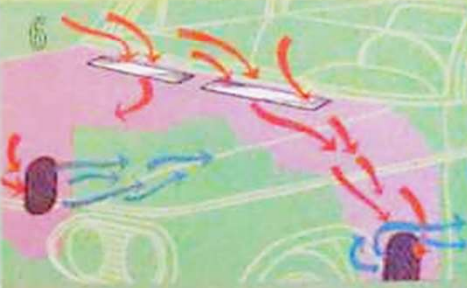


4-DOOR 6-PASSENGER LAKEWOOD 700  
4-DOOR 6-PASSENGER LAKEWOOD 500

# CORVAIR

STATION WAGONS







## CORVAIR 900, 700, 500 SERIES

# quality FEATURES

Tops in Convenience . . .

Comfort . . . Economy

**1 NEW SPARE TIRE LOCATION**—Corvaair Sedan and Club Coupe models feature convenient new spare tire storage for '61. Tire and wheel are mounted horizontally out of the way in the right rear quarter area, easily accessible from the rear of the car. Optional spare tire lock is available at slight extra cost.


**2 FRONT LUGGAGE COMPARTMENT**—Corvaair's roomy front luggage compartment offers 12.8 cubic feet of load space in Sedan and Club Coupe models. 10 cubic feet in Lakewood. A wide lid and low sill make front loading extra convenient, especially when angle parked. Automatic-latching lid is fully counterbalanced for nearly effortless opening and closing.

**3 PARALLEL ACTION ELECTRIC WINDSHIELD WIPERS**—Constant speed electric windshield wipers effectively sweep Corvaair's big windshield without faltering because of engine load. Parallel action permits overlapping of swept areas and eliminates dangerous center blind spot.


**4 SINGLE KEY LOCKING**—Every Corvaair features Chevrolet's popular single key locking system. One key fits door, luggage compartment, glove box and ignition switch locks, plus optional spare tire lock.

**5 NEW LONG RANGE FUEL TANK**—New 14-gallon capacity fuel tank mounted forward and shielded by front suspension crossmember is completely isolated from engine and exhaust heat. Fuel filler opening is concealed neatly behind flush fitting contoured door positioned high in left front fender. Convenient location and large filler opening contribute to quick, clean fueling.

**6 HIGH LEVEL VENTILATION**—Efficient High-Level ventilation system, built into Corvaair's double-walled roof, supplies a large volume of clean, fresh air. Individually controlled vents in front compartment quarter panels adjust air flow to desired volume.



A NEW FAMILY OF  
**CORVAIRS**  
FOR '61





Trim New Size  
Smart New Style  
Family-Sized Comfort  
Fine-Car Quality Throughout

**CHEVROLET**

'61

IMPALA  
REL AIR  
DISCAYNE  
CHEVROLET STATION WAGONS  
CORVETTE

CORVAIR 900  
CORVAIR 700  
CORVAIR 500  
LAKEWOOD STATION WAGONS  
GREENBRIER SPORTS WAGONS

36 SIXTY-ONE CHEVROLETS IN ALL . . . THE GREATEST CHOICE EVER

Twenty-three new standard Chevrolet models . . . and Corvette, America's sports car. PLUS, a full family of Corvairs—including the all new Lakewood Station Wagons and ultra-versatile Greenbrier Sports Wagon.

All illustrations and specifications contained in this literature are based on the latest product information available at the time of publication approval. The right is reserved to make changes at any time without notice in prices, colors, materials, equipment, specifications and models, and also to discontinue models.

Chevrolet Motor Division, General Motors Corporation, Detroit 2, Michigan



# CHEVROLET 1961






# CORVAIR TRANSAXLE DRIVE

Available in five exciting, performance-matched power teams for '61...

Corvair's transaxle drive combines your choice of three superb transmissions with the ideal rear axle ratio for your kind of driving. New for '61 is a 3.27:1 economy ratio that contributes to Corvair's sparkling performance and outstanding fuel economy on Club Coupe and Sedan models. A 3.55:1 axle is standard on Lakewood Station Wagons, with 3.89:1 optional. Both 3.55:1 and 3.89:1 ratios are optional on Club Coupe and Sedan models.


The unique Greenbrier Sports Wagon features a 3.89:1 power-ratio with 3-Speed Synchro-Mesh and Corvair Powerglide transmissions and a 3.27:1 ratio with 4-Speed Synchro-Mesh.




**TURBO-AIR 6 . . . AMERICA'S OWNER-PROVED ALUMINUM ENGINE**—With displacement increased to 145 cubic inches for '61, Corvair's high-efficiency, short-stroke aircraft-type Turbo-Air 6 features new power and thrifty performance. Nearly half the weight of conventional 6-cylinder engines, the Turbo-Air 6's horizontally opposed cylinder design and extensive use of aluminum make it an exceptionally compact, low-weight unit.

**80-HP TURBO-AIR 6 . . .** Corvair's economy leader. Standard in all models and available with all transmission options, the thrifty Turbo-Air 6 develops more than ample power for high performance on low cost, regular grade gasoline. Features heavy-duty bearings for higher load capacity on Greenbrier Sports Wagon.

**98-HP SUPER TURBO-AIR 6 . . .** For greater power and performance with high economy. Combines all standard engine features with special high-performance camshaft and exhaust system. Available in Sedan, Club Coupe, and Lakewood Station Wagon models with 3-Speed and 4-Speed Synchro-Mesh transmissions only.



**3-SPEED SYNCHRO-MESH**—Smooth-shifting, dependable driving pleasure—standard in every Corvair model. Corvair 3-speed transmissions are built to the most exacting standards in the industry and incorporate many of the high-quality, high-durability features that have made Chevrolet Synchro-Mesh transmissions so popular.




**4-SPEED SYNCHRO-MESH**—Unmatched versatility and performance are the key features of this completely new transmission for '61. Full synchronization of all forward gears permits quiet, almost effortless up- and down-shifting for greater control of engine power under all driving conditions.



**CORVAIR POWERGLIDE**—Fully automatic shifting at its smoothest best is offered with durability-proved Corvair Powerglide. It's based on Chevrolet's famous Powerglide and engineered specifically to Corvair's Unipack design. Operation is quick and easy with a unique finger-tip control positioned on the instrument panel.

# UNIPACK

## POWER TEAM

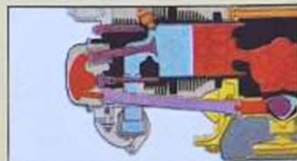


MILLIONS OF MILES OF DRIVING OVER EVERY KIND OF ROAD IN AMERICA HAVE PROVED UNIPACK'S SPIRITED PERFORMANCE AND DURABILITY...

Unipack combines Corvair's unique air-cooled Turbo-Air 6 with transmission and rear axle in one compact, rear mounted unit. Unipack's low-weight design and rear placement helps make Corvair's weight distribution nearly ideal—ride, roadability, handling, traction, and braking are unequalled by any car in Corvair's class.

With Unipack there's no bulky transmission or drive-line tunnel. Corvair's floor is virtually flat and unobstructed for roomier, more comfortable sitting. Passengers are completely isolated from the engine compartment by a specially insulated rear bulkhead—engine heat, noise and fumes are left behind for far more pleasurable driving.

# TURBO-AIR 6



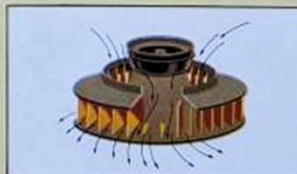
**PREMIUM QUALITY FEATURES MARK THE TURBO-AIR 6.** Cylinder heads are precision-cast of a special aluminum alloy, deeply finned for rapid heat dissipation. Superior overhead valve design, wedge-type combustion chambers, individually cast ferrous alloy cylinders, hydraulic valve lifters, light-weight aluminum crankcase, full-pressure lubrication with a full-flow oil filter and special oil cooler, and positive-shift starter are standard features of Corvair's modern, air-cooled Turbo-Air 6.



**ADVANCED TWIN CARBURETION SYSTEM.** Corvair's twin carburetors supply a balanced fuel-air mixture directly to each bank of cylinders for smooth, economical performance. An air cleaner at each carburetor effectively filters incoming air through oil-wetted foam plastic elements. The air cleaners are connected by a crossover air duct containing a center inlet near the blower to pick up clean, pre-heated air for greater engine efficiency.



**FORCED-AIR COOLING—IMPROVED FOR '61!** Aircraft-type air cooling—a major factor in the Turbo-Air 6's low-weight design and operating economy—completely eliminates liquid coolants and expensive antifreeze, radiator, water jackets, water pumps, and periodic liquid cooling system maintenance costs. For '61, the improved Turbo-Air cooling system incorporates a recirculating air feature that helps shorten engine warm-up, improves lubrication at cold start, and pre-heats carburetor air for greater overall fuel economy.



The flow of cooling air from the centrifugal blower at the top of the engine is regulated by thermostatically controlled damper doors at each cylinder bank. During warm-up, the controls close the damper doors and air is directed back to the engine compartment and recirculated through the system. As the engine reaches operating temperature the damper doors open, and vary between full open and closed to keep the cooling air within the proper temperature range for best engine performance.

... MOST ADVANCED 6 OF ALL!



# CORVAIR

## 900 SERIES

Monza Club Coupe

Monza 4-Door Sedan



# MONZA

4-DOOR SEDAN

Luxurious 6-passenger comfort inside, distinctive styling highlights outside . . . all in Corvair's low price range. Here's just a hint of the luxury found in all six color-keyed interiors: soft, full-width front seat, fold-down rear seat, rich fabric and vinyl upholstery, deluxe armrests front and rear, deep-twist carpet. For the personal touch, front bucket seats are optional at extra cost in this family-sized Monza Sedan.



# INTERIORS

## Corvair 900 Monza 4-Door Sedan

INTERIOR RPO	EXTERIOR COLORS
820 845*	SOLID Tuxedo Black, Roman Red, Ermine White, Saten Silver TWO-TONE N.A.
821 847*	SOLID Sedum Green, Arbor Green, Ermine White TWO-TONE N.A.
829 848*	SOLID Ermine White, Midnight Blue, Jewel Blue, Saten Silver TWO-TONE N.A.
816 845*	SOLID Almond Beige, Fawn Beige, Ermine White, Honduras Maroon TWO-TONE N.A.
830 870*	SOLID Tuxedo Black, Ermine White, Saten Silver, Gossam Cream, Honduras Maroon TWO-TONE N.A.
844 871*	SOLID Tuxedo Black, Ermine White, Roman Red, Saten Silver, Honduras Maroon TWO-TONE N.A. *Front bucket-type seats optional at extra cost.




# CORVAIR

## 900 Monza Series features

**EXTERIOR**—Special nameplate with Monza 900 block letters on front fenders—Bright metal simulated exhaust vent below rear window—Bright metal roof drip molding, door and side window frames, and windshield and rear window reveals—Body sill moldings—Vented full wheel covers and back-up lights—Dual horns and dual electric parallel-action windshield wipers.

**INTERIOR**—All vinyl upholstery in Coupe, cloth and vinyl in Sedan—Vinyl sidewalls, headlining—Lined inside storage compartment—Foam cushioned front seats—Carpeted floors—Deluxe steering wheel with horn ring—Dual sun shades—Distinctive armrests—Cigarette lighter—Front and rear ashtrays—Chrome-trimmed rearview mirror—Automatic front door dome light switches—Bright metal instrument cluster and glove compartment door—Glove compartment light—Fold-down rear seat.

1. Luxurious instrument panel features distinctive bright metal trim. Monza nameplate, cigarette lighter and glove compartment light, plus deluxe steering wheel.
2. Monza interior offers foam cushioned bucket-type front seats. Standard in Coupe, optional at extra cost in Sedan. Full-width front seat is standard in Sedan.
3. Fold-down rear seat affords extra convenience and practicality. When folded down, there's a big 16.5-cu.-ft. space for cargo.
4. Deluxe front armrests complement the luxurious Monza interiors. Special rear armrests that incorporate individual ashtrays are a Sedan feature.
5. Rear styling includes back-up lights at no extra cost, bright rear window molding and smart-looking simulated air vents.
6. Unique side ornamentation and moldings highlight and identify the Monza models. Full wheel covers, bright window framing and drip molding are standard Monza quality features.







MONZA 4-DOOR SEDAN ILLUSTRATED IN FAWN BEIGE.

Corvair 900

Corvair 700

Corvair 500

Lakewood  
Station WagonGreenbrier  
Sports Wagon

Power Teams

Body &amp; Chassis

Options

Custom Features


Specifications



White  
R.P.O. 844  
R.P.O. 871\*



Red  
R.P.O. 820  
R.P.O. 846\*



Green  
R.P.O. 821  
R.P.O. 847\*



Blue  
R.P.O. 829  
R.P.O. 848\*




Fawn  
R.P.O. 816  
R.P.O. 845\*



Black  
R.P.O. 830  
R.P.O. 870\*


\*Front bucket-type seats optional at extra cost.

A Leather-grain vinyl. B Nylon-faced pattern cloth. C Light-tone pattern vinyl headlining. D Medium-tone deep-twist carpet.



MONZA 4-DOOR SEDAN INTERIOR SHOWN IN FAWN (R.P.O. 816)





MONZA CLUB COUPE ILLUSTRATED IN TUXEDO BLACK

# MONZA

## CLUB COUPE

The beautiful Monza Club Coupe . . . America's exciting new family sports car. The distinctively appointed, roomy interior of this 4-passenger sportster is fashioned for top appearance plus exceptional durability. Rich leather-grain vinyl trim, comfortable sports car type seats, luxurious twist carpeting, and matching vinyl headlining highlight the smartly styled, color-keyed Monza interior.

# INTERIORS

## Corvair 900 Monza Club Coupe

### INTERIOR RPO

881

### EXTERIOR COLORS

SOLID  
Twando Black, Roman Red,  
Ermine White  
TWO-TONE  
N.A.

882

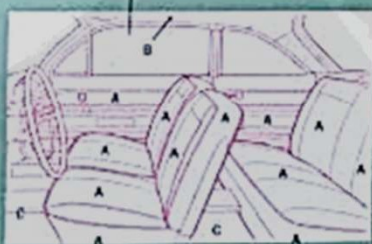
SOLID  
Sagebrush Green, Arctic Green,  
Ermine White  
TWO-TONE  
N.A.

883


SOLID  
Ermine White, Midnight Blue,  
Jewel Blue, Saturn Silver  
TWO-TONE  
N.A.

880


SOLID  
Almond Beige, Fawn Beige,  
Ermine White  
TWO-TONE  
N.A.



Red  
R.P.O. 881



Green  
R.P.O. 882



Blue  
R.P.O. 883



Fawn  
R.P.O. 880

A Medium-tone leather-grain vinyl. B Light-tone pattern vinyl headlining. C Medium-tone deep pile carpet.



MONZA CLUB COUPE INTERIOR SHOWN IN RED (RPO 881)