


# **ASSEMBLY MANUAL**



**1965  
CORVAIR**

**C7315**

SECTION 5  
BRAKES



CHEVROLET

## ASSEMBLY INSTRUCTIONS

3862100

CORVAIR 10000 SERIES

SHEETTITLESHEETTITLE

A1. CONTENTS

**[A]** A2. BRAKE CYLINDER, PEDAL  
& BRACKET ASM**[B]** B1. FRT BRAKE PIPES


B2. TUNNEL AREA BRAKE PIPE

B3. REAR BRAKE PIPE

**[C]** C1. REAR CABLES

C2. PARKING BRAKE

C3. PARKING BRAKE



**[NOTE]** BRAKE SYSTEM TO BE  
INSPECTED FOR LEAKS AT  
2000 PSI TO 2100 PSI.

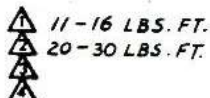
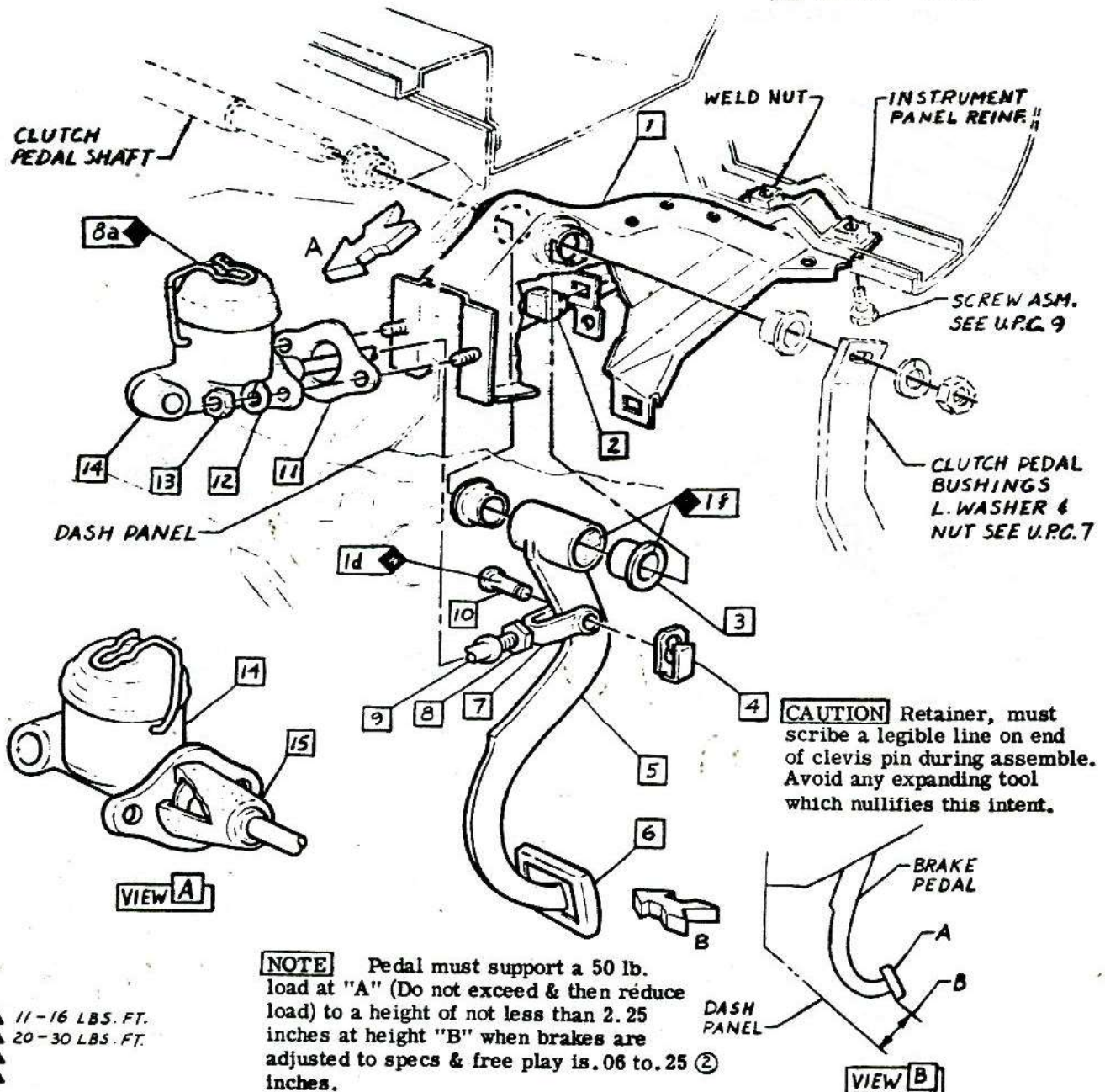


CHEVROLET MOTOR DIVISION, GMC				UPC	DATE	SYM	REVISION RECORD	AUTH.	DR	CK
BRAKE - CONTENTS				5						
10000				A1.						
DWG PREL. 3-10	AM	REF: Prel. A2	L-							
DATE REL. 5-7		L-	L-							
				SHEET	X					

1965-46



- |           |             |             |        |              |              |
|-----------|-------------|-------------|--------|--------------|--------------|
| 1 3852897 | BRACKET ASM | 6 6256368   | COVER  | 11 3790853   | GASKET       |
| 2 3723230 | BUMPER      | 7 3812904   | CLEVIS | 12 103321    | L. WASHER    |
| 3 3798256 | BUSHING     | ① 8 9419815 | NUT    | ② 13 9418931 | NUT          |
| 4 3817880 | RETAINER    | 9 3812970   | ROD    | 14 5465094   | CYLINDER ASM |
| 5 3857885 | PEDAL ASM   | 10 3817879  | PIN    | 3845275      | OPT.         |
|           |             |             |        | 15 5456779   | BOOT         |



• CHEVROLET MOTOR DIVISION, GMC •					UPC	DATE	SYM	REVISION RECORD	AUTH.	DR	CK
BRAKE-CYLINDER PEDAL & BRACKET ASM					5	7-2-64	1	WAS 124925 NUT	62920	CO	DP
						9-25-64	2	WAS ".25 INCHES" ONLY	66467	CO	DF
10000					A2.						
DWG PREL 2-28											
DATE REV 5-6		CO	REF: Prel. AI	L-71402	L-						
			L-	L-	L-						
					<input checked="" type="checkbox"/> SHEET						





CHEVROLET

# ASSEMBLY INSTRUCTIONS

3862100

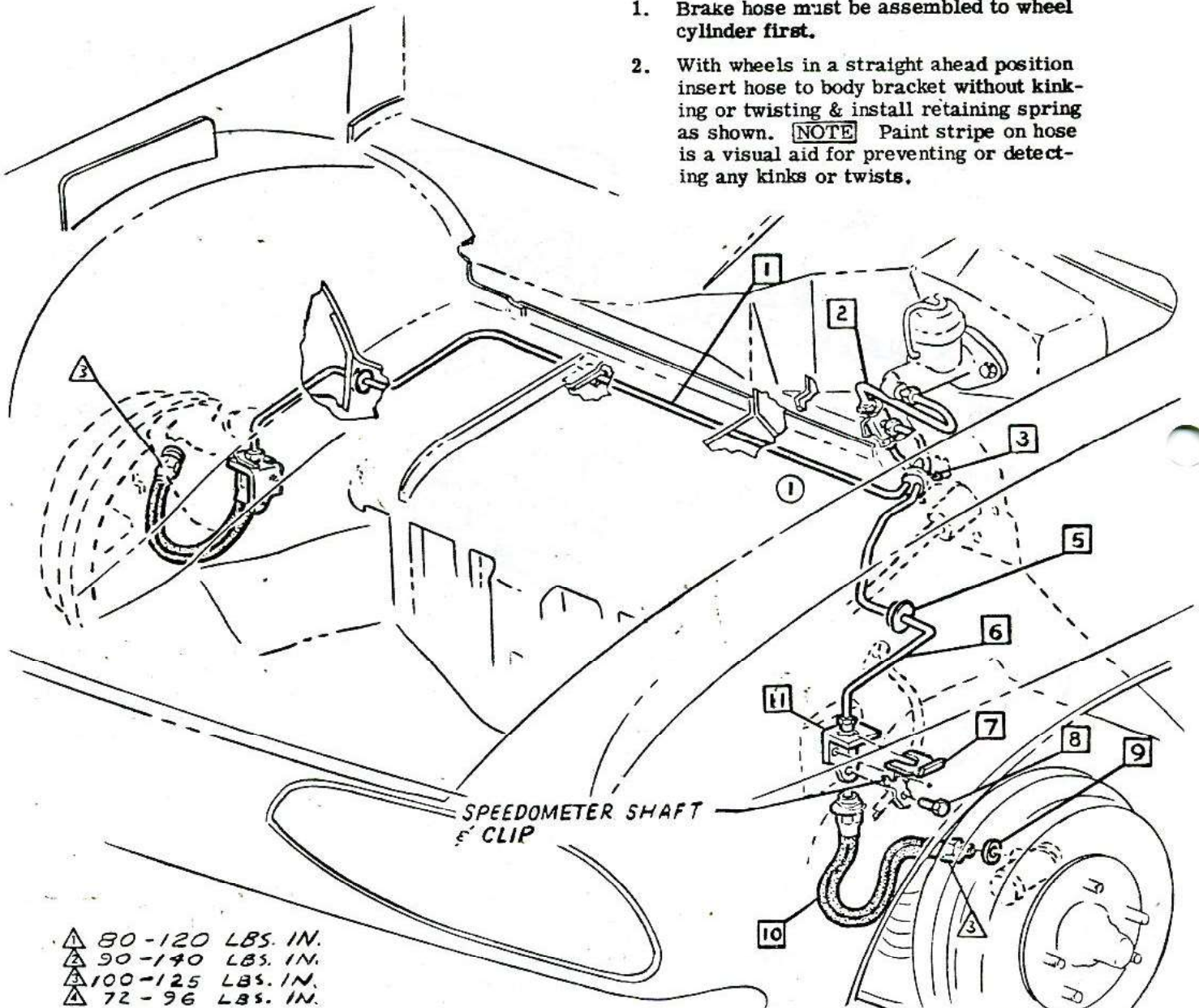
CORVAIR 10000 SERIES

- ① 1 3860270 PIPE ASM. FRT.
- ② 2 3860272 PIPE ASM.
- ③ 3 3874664 GROMMET
- ④ 4 ———
- ⑤ 5 6256768 GROMMET
- ⑥ 6 3875013 PIPE ASM. L. H.

- ⑦ 7 476737 SPRING - YOKE
- ⑧ 8 9422606 SCREW
- ⑨ 9 231343 P. WASHER
- ⑩ 10 764893 HOSE ASM.
- ⑪ 11 3860271 BRACKET

## BRAKE HOSE ASSEMBLY PROCEDURE

1. Brake hose must be assembled to wheel cylinder first.
2. With wheels in a straight ahead position insert hose to body bracket without kinking or twisting & install retaining spring as shown. **NOTE** Paint stripe on hose is a visual aid for preventing or detecting any kinks or twists.



- △ 80-120 LBS. IN.
- △ 90-140 LBS. IN.
- △ 100-125 LBS. IN.
- △ 72-96 LBS. IN.

CHEVROLET MOTOR DIVISION, GMC				UPC	DATE	SYM	REVISION RECORD	AUTH	DR	CK
FRONT BRAKE PIPES				5	7-25-64	1	EXISTING CLIP REMOVED	—	AM	DE
10000				B 1.	11-10-64	2	WAS 3794074 GROMMET	66028	AM	
DWG PREL 2-28				SHEET		3	9980607 CEMENT RMVD	67250		
DATE REL 5-12						4	WAS 3860269 PIPE & DWG			HB
REF: Prel. B/ L-72615 L-							REVISED			
L- L- L-										





CHEVROLET

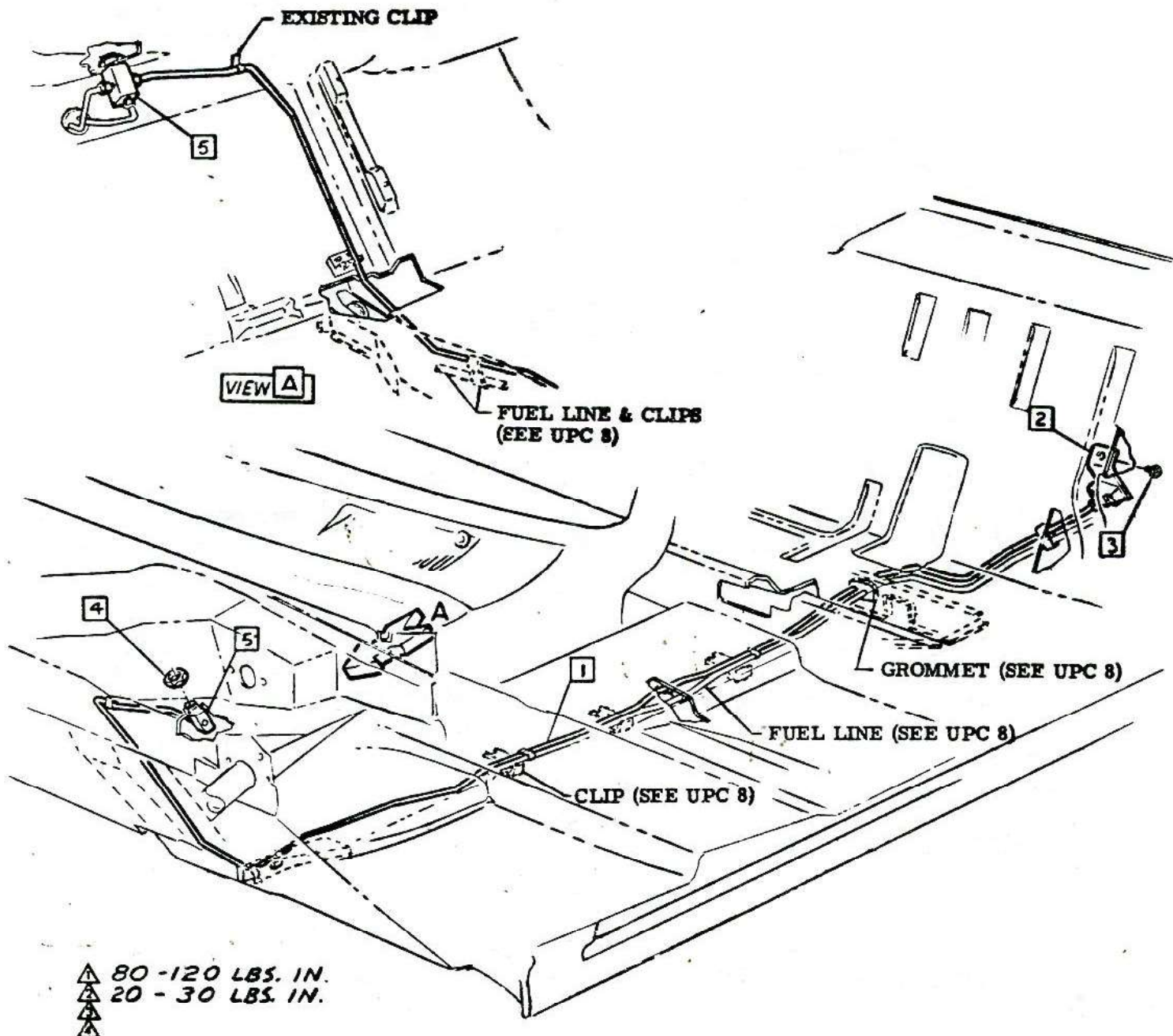
## ASSEMBLY INSTRUCTIONS

3862100

CORVAIR 10000 SERIES

- ⚠ 1 3860279 PIPE ASM  
2 3860275 CONNECTOR ASM  
⚠ 3 9414192 SCREW

- ⚠ 4 107826 NUT  
5 3862459 CONNECTOR



⚠ 80-120 LBS. IN.  
⚠ 20-30 LBS. IN.  
⚠

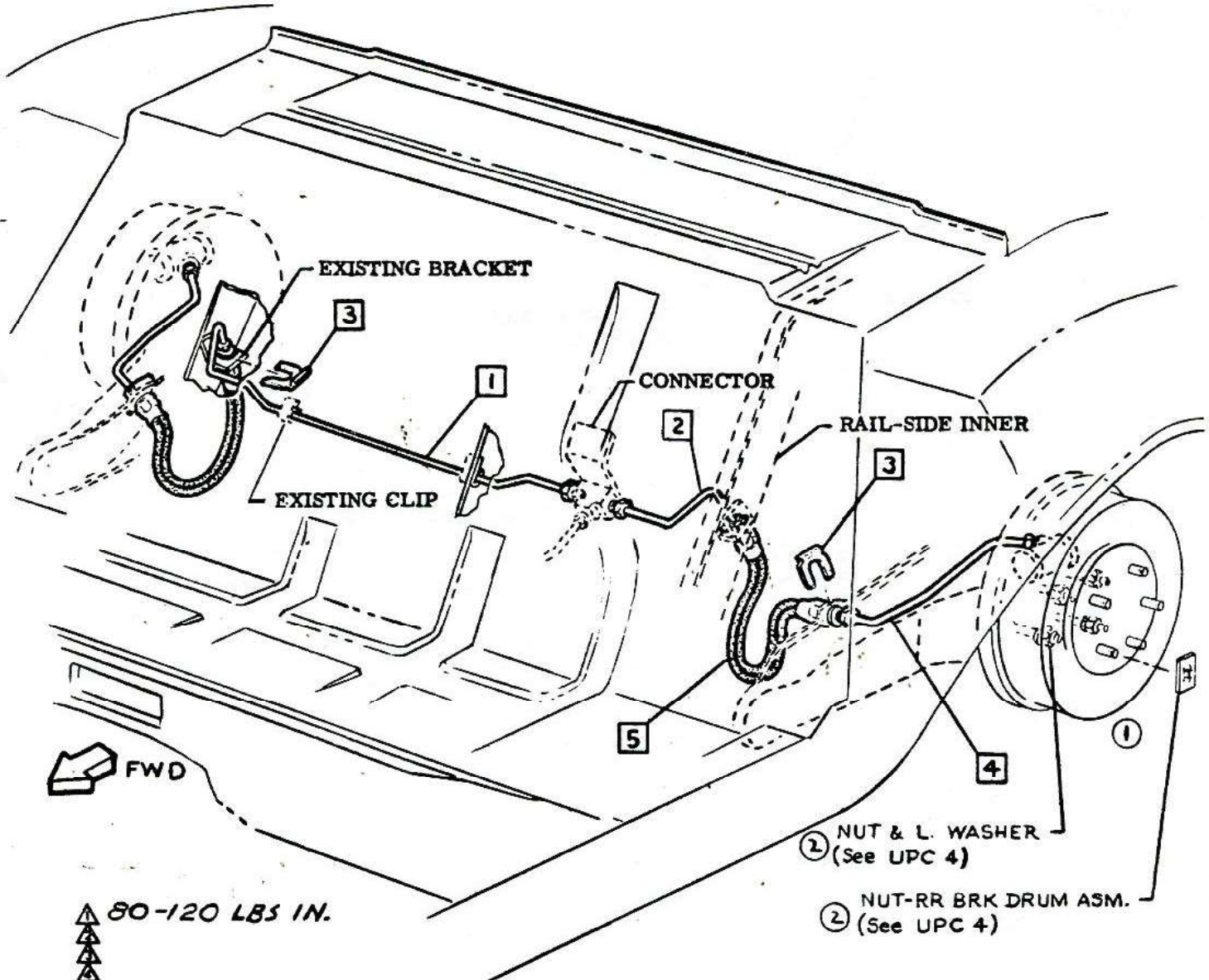
CHEVROLET MOTOR DIVISION, GMC		UPC	DATE	SYM	REVISION RECORD	AUTH.	DR.	CK.
TUNNEL AREA BRAKE PIPE		5						
10000		B2.						
DWG PREL 2-29 AM	REF: Prel. B2 L-72615 L-							
DATE REL 5-15	L- L- L-	X SHEET						

- ③ ① 1 3872096 PIPE ASM R.H.
- ① ② 2 3860277 PIPE ASM L.H.
- ③ 3 476737 SPRING YOKE

- ① ④ 3860273-4 PIPE ASM L. & R.H.
- ⑤ 3860276 HOSE ASM

**BRAKE HOSE ASSEMBLY PROCEDURE**

- ④ Insert hose to body bracket without kinking or twisting & install retaining spring as shown. **NOTE** Paint stripe on hose is a visual aid for preventing or detecting any kinks or twists.



CHEVROLET MOTOR DIVISION, GMC				UPC	DATE	SYM	REVISION RECORD	AUTH	DR	CK
REAR BRAKE PIPES				5	7-8-64	1	WHEEL DRAWING REVISED	—	AM	
10000				B3.		2	"UPC" NOTE ADDED (2 PLCS)			CP
DWG PREL 3-2 AM REF: Prel. B3 L-726/5 L-					8-25-64	3	WAS 3860278 PIPE	66160 AM	HB	
DATE REL 5-1 L- L- L-					9-29-64	4	"HOSE" NOTE REVISED	66467 AM	HK	
SHEET X										





CHEVROLET

## ASSEMBLY INSTRUCTION

3862100

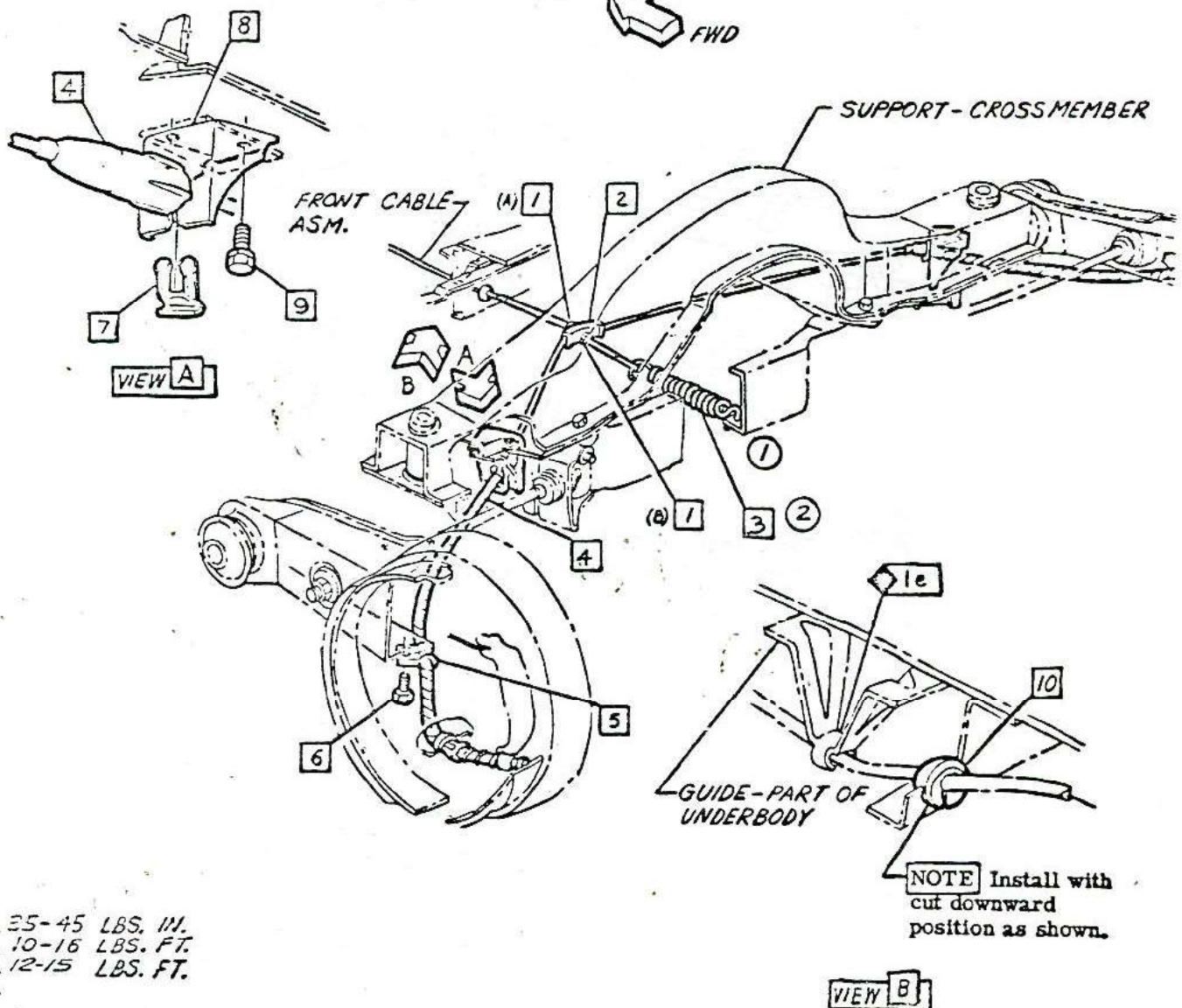
CORVAIR 10000 SERIES

- 1 120000 NUT  
 2 8256437 EQUALIZER  
 3 3020404 SPRING  
 4 3857798 CABLE ASM. - REAR  
 5 3751599 CLIP

- 6 9420825 SCREW  
 7 516213 RETAINER  
 8 3857872 BRACKET  
 9 3846206 SCREW ASM.  
 10 6257446 SEAL

## ADJUSTMENT PROCEDURE

Position nut 1 (A) full forward on cable bolt. With parking brake mechanism in release position run nut 1 (B) forward against the equalizer to produce 120-130 lbs. cable strand tension at a position on the front brake cable approx. 6 inches forward of rear tunnel closure. Back off nut 1 (B) until cable strand tension is 20 lbs. adjustment must be made with return spring 3 disconnected.



- 35-45 LBS. IN.  
 10-16 LBS. FT.  
 12-15 LBS. FT.

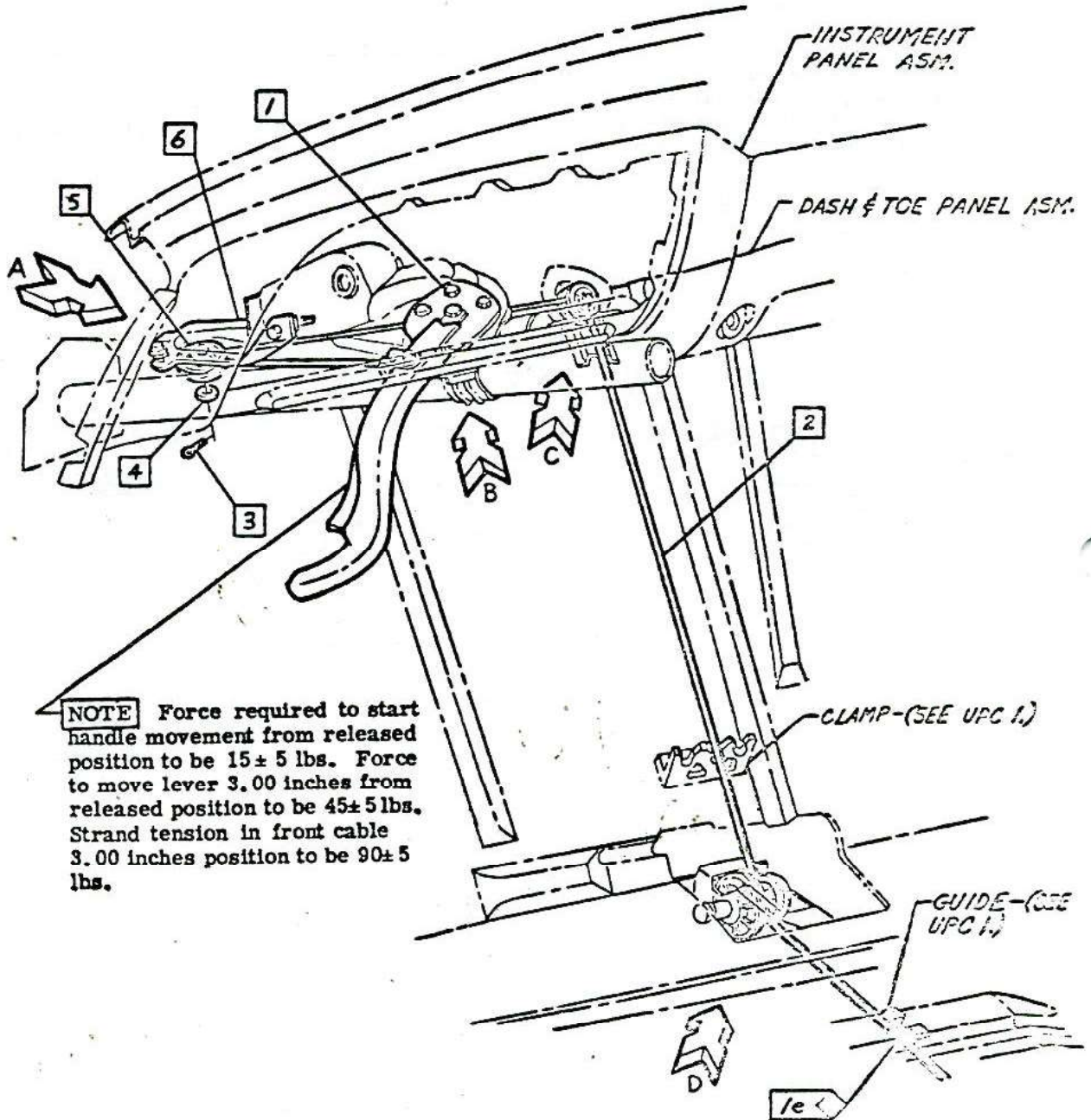
CHEVROLET MOTOR DIVISION, GMC				UPC	DATE	SYM	REVISION RECORD	AUTH.	DR	CK
REAR CABLES				5	6-11-64	1	DRAWING REVISED		CK	
10000				C1.	7-30-64	2	CALLOUT 3 ADDED		CK	
DWG PREL. 2-11					12-28-64	3	WAS 171109 SCREW	67231	CK	HL
DATE REL. 2-20					2-11-65	4	WAS 5409097 SCREW	69221	CK	HL
REF: Prel. C / L-72348 L-						5	TORQUE WAS 6-9 LBS. FT.			CI
L- L- L-					2-23-65	6	WAS 3846206 SCREW	69221	UT	CI
SHEET										

1965-51



- 1 3857839 LEVER ASM.
- 2 3857838 CABLE ASM. - FRONT
- 3 103373 C. P. - For installation see General Inst., Sect. O

- 4 103342 P. WASHER
- 5 3866579 PULLEY
- 6 3863515 BRACKET

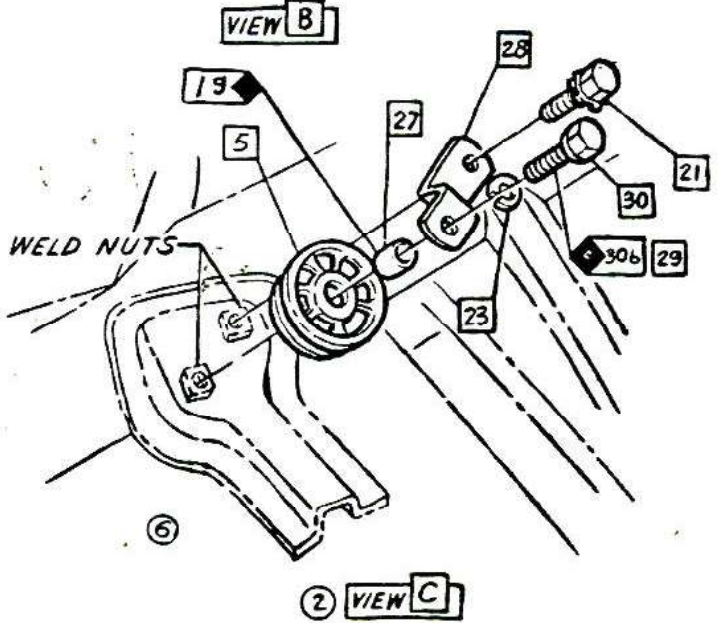
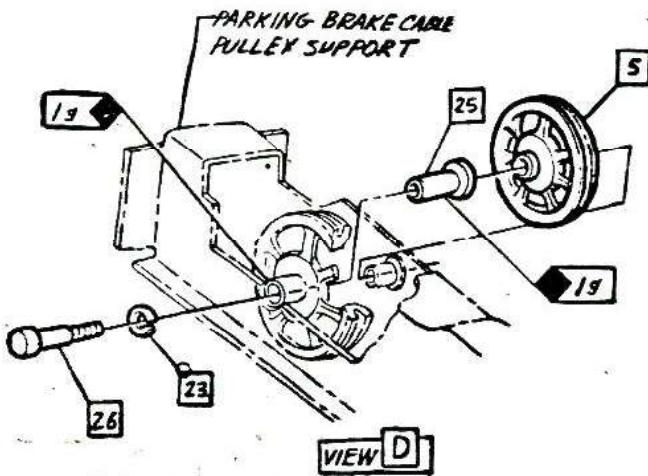
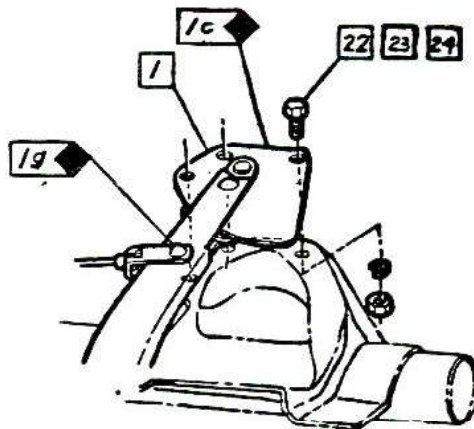
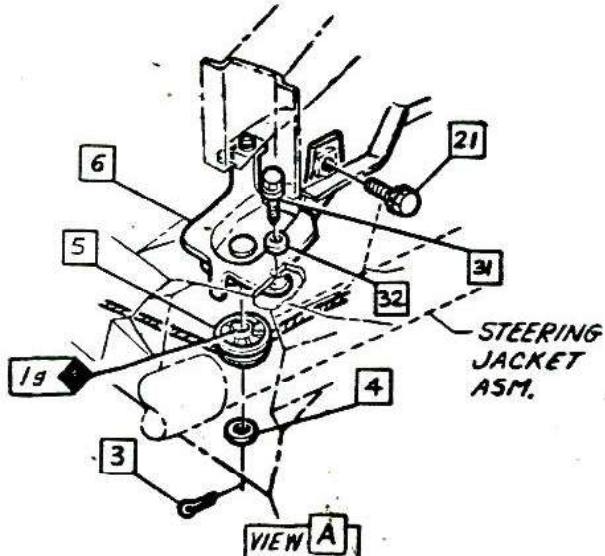


CHEVROLET MOTOR DIVISION, GMC		UPC	DATE	SYM	REVISION	RECORD	DATE	BY
PARKING BRAKE		5						
10000		Ref. C3						
C2.								
DWG PREL. 2-11	CK	REF: Prel. C2	L-72348	L-				
DATE REL 5-12		L-	L-	L-				

- ⚠ 21 423345 SCREW ASM.
- 22 100121 BOLT
- 23 103320 L. WASHER
- ⚠ 24 102634 NUT
- ⊕ 25 3875054 SPACER
- ⚠ 26 122065 BOLT
- 27 3863518 SPACER
- 28 3863517 RETAINER

- 29 APPLY SEALER TO THREADS OF MOUNTING BOLT 30 (AFTER ASM. THROUGH 23 28 27 & 5 TO HOLD PARTS DURING INSTALLATION. PLACE SEALER IN WELD NUTS PRIOR TO DRIVING SCREW ASM. 21 & BOLT 30

- ⚠ 30 122017 BOLT
- ⚠ 31 3847758 SCREW ASM
- 32 3770531 WASHER



- ⚠ 6-9 LBS. FT.
- ⚠ 9-12 LBS. FT.
- ⚠ 100-140 LBS. IN. ①

* CHEVROLET MOTOR DIVISION, GMC *				UPC	DATE	SYM	REVISION RECORD	AUTH.	DR	CK
PARKING BRAKE				5  Ref. C2 C3.	7-2-64	1	TORQUE ADDED	—	CK	
10000						2	VIEW C REVISED	61268		DP
DWG PREL. 2-11					7-2-64	3	TORQUE ADDED	—	CK	DE
DATE REL. 2-20					11-4-64	4	WAS 3846202 SCREW	15899	CK	DE
REF: Prel. C3					12-7-64	5	WAS 3857796 SPACER	67476	JL	CI
L-72348 L-65004					2-11-65	6	LUBE SYM. REMOVED	15961	MB	CI
L- L- L-										
SHEET 1										



This document was created with Win2PDF available at <http://www.win2pdf.com>.  
The unregistered version of Win2PDF is for evaluation or non-commercial use only.  
This page will not be added after purchasing Win2PDF.